

ASE BROADBAND SOURCE

2300B

FLS-2300B

R&D AND MANUFACTURING



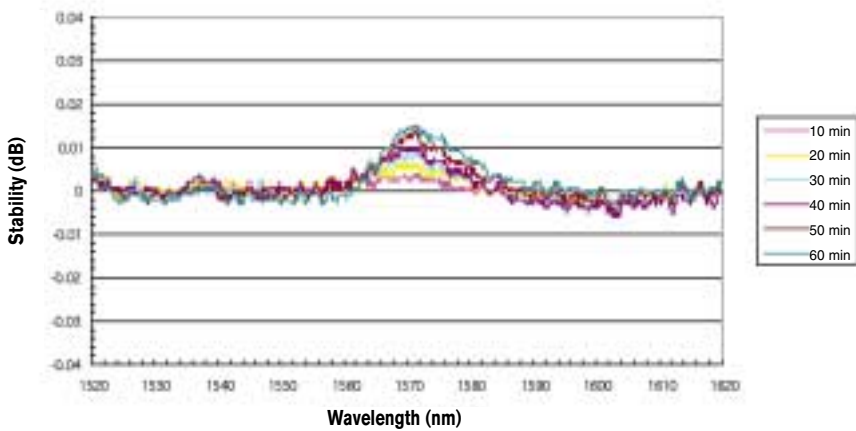
- Excellent spectral density stability
- Covers the C- + L-band
- High output power
- High flatness

Remarkably Stable Broadband Source

With its remarkable spectral density stability, the cost-effective FLS-2300B from EXFO is an excellent source for fast and reliable characterization of high-loss DWDM passive components such as thin film filters, arrayed waveguides and fiber Bragg gratings. With the FLS-2300B there is no need to perform a reference at every measurement, which saves you time on the production floor.



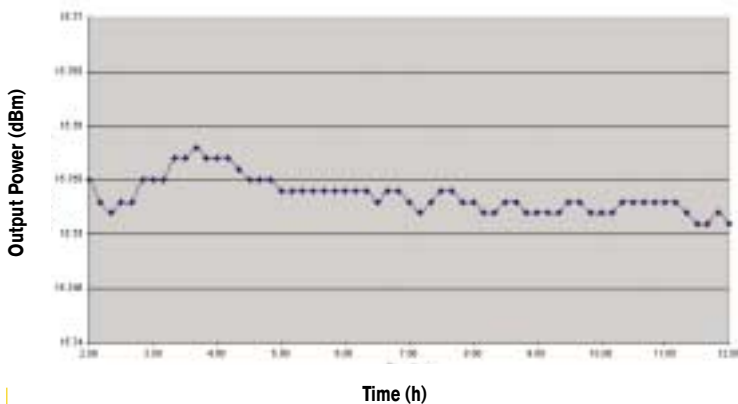
Spectral Density Stability over One Hour after 90-minute Warmup



KEY APPLICATIONS

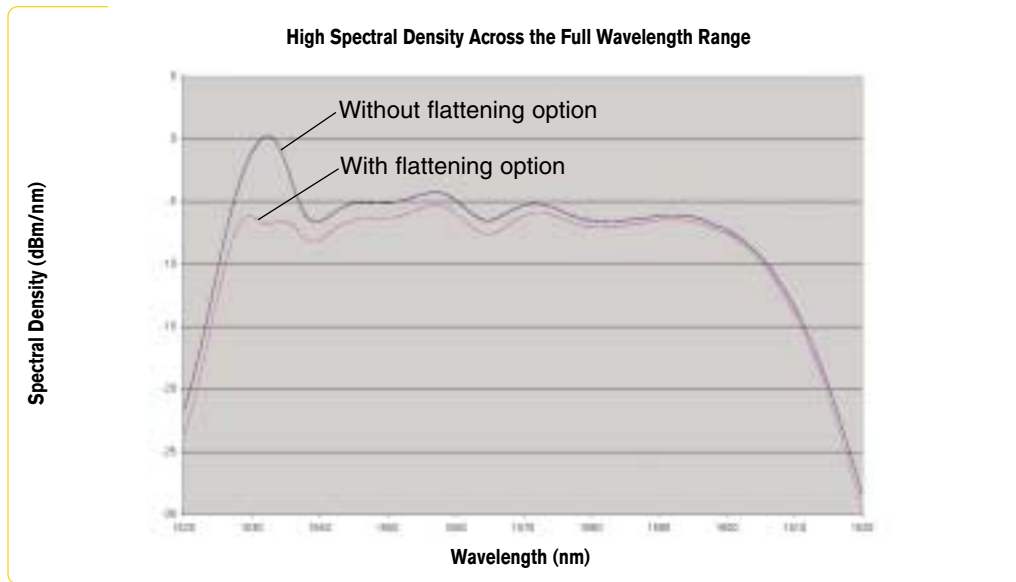
- Spectral measurements of C- + L-band DWDM passive components
- Noise simulation in DWDM systems
- Raman Amplifier gain and gain flatness
- Fiber link characterization
- High sensitivity PMD measurements
- Monitor fiber Bragg gratings under stress

FLS-2300B Output Power Stability



Wide Wavelength Range and High (Power) Spectral Density

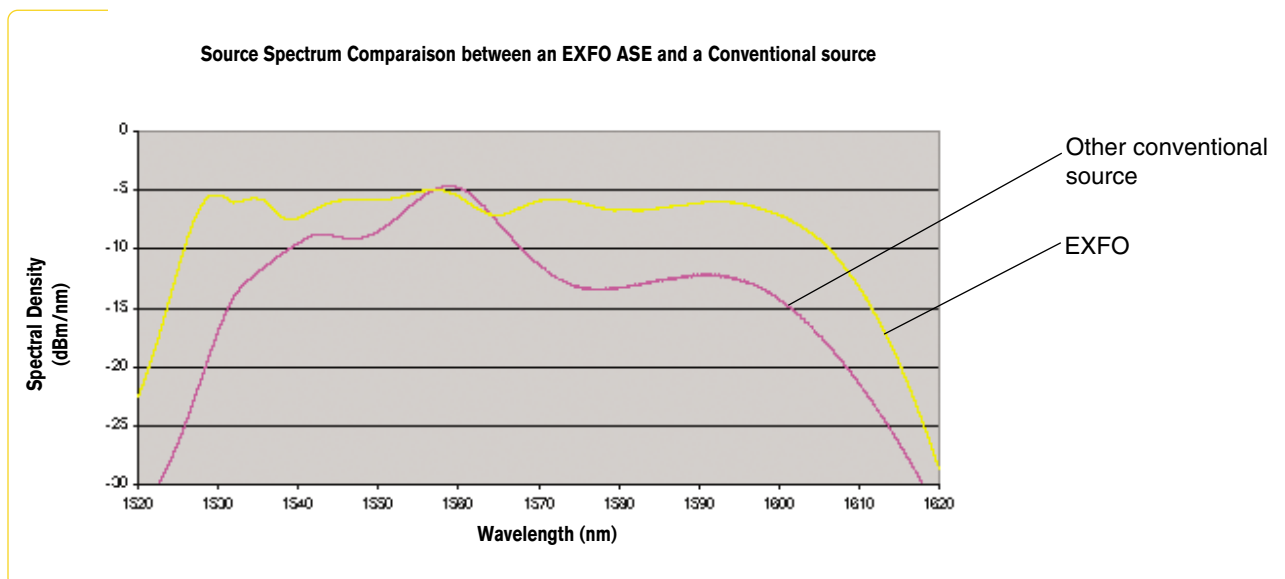
When compared to LED, super-LED or other ASE sources available on the market, the FLS-2300B has the highest power density. The result—a higher dynamic range when measuring a passive device with an optical spectrum analyzer. Make use of the wide wavelength range from 1530 nm to 1600 nm with the high spectral density of -8 dBm/nm.



High Output Power and Excellent Flatness

The FLS-2300B ASE Broadband Source is a high-power, unpolarized fiber-optic source that is ideal for component testing, PMD measurements, communication link characterization and fiber sensing.

By optically pumping an erbium-doped fiber, the C- + L-band source emits a flattened amplified spontaneous emission (ASE) spectrum over the entire wavelength range. Its **unpolarized** output makes it ideal for stable and average loss measurements.



SPECIFICATIONS¹

| | Without gain-flattening option | With gain-flattening option |
|--|--|---|
| Spectral density (dBm/nm) | ≥ -8 from 1530 nm to 1600 nm ≥ -14 from 1525 nm to 1610 nm ≥ -25 from 1520 nm to 1615 nm | ≥ -10 from 1530 nm to 1600 nm ≥ -15 from 1525 nm to 1610 nm ≥ -26 from 1520 nm to 1615 nm |
| Total output power (dBm) | ≥ 14 | ≥ 12 |
| Spectral density stability (dB/nm) 15 min | ± 0.04 (1520 nm to 1560 nm) | ± 0.04 (1520 nm to 1560 nm) |
| Total power stability ² (dB) 1 hour | ± 0.01 (Δ = 0.02) | ± 0.01 (Δ = 0.02) |
| Spectral flatness (dB) | Δ ≤ 3.5 typical (1537 nm to 1600 nm) | Δ ≤ 3 (1530 nm to 1600 nm) |
| DOP | < 2 % typical (1530 nm to 1600 nm) over 0.15 nm band | |

GENERAL SPECIFICATIONS

| | | |
|------------------------|-----------------------------|-----------------------------------|
| Output connector | FC/APC | |
| Dimensions (H x W x D) | 11.7 cm x 22.2 cm x 33.3 cm | (4 5/8 in x 8 3/4 in x 13 1/8 in) |
| Weight | 3.2 kg | (7 lb) |
| Operating temperature | 10 °C to 40 °C | (50 °F to 104 °F) |
| Storage temperature | -40 °C to 70 °C | (-40 °F to 158°F) |
| Output fiber | SMF-28 | |

NOTES

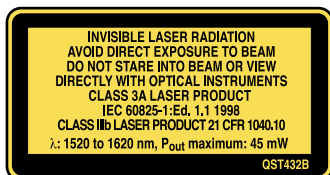
- At 23 °C ± 0.5 °C (73 °F ± 32 °F), after a two-hour warmup.
- The total power stability is expressed as ± half the difference between the maximum and minimum values measured during the period.

SAFETY

| | |
|--------------------------|------------------------|
| 21 CFR 1040.10 | CLASS 3B LASER PRODUCT |
| IEC 60825-1: Ed.1.1 1998 | CLASS 3A LASER PRODUCT |

STANDARD ACCESSORIES

Instruction manual, hybrid patchcord, test report, Certificate of Compliance



ORDERING INFORMATION

FLS-2300B-Z-58

- 0 = no gain-flattening option
- 1 = gain-flattening option

Hybrid test jumpers available upon request.

TJ-B58-58
TJ-B58-88
TJ-B58-89
TJ-B58-90
TJ-B58-91
TJ-B58-96

Corporate Headquarters > 400 Godin Avenue, Vanier (Quebec) G1M 2K2 CANADA | Tel.: 1 418 683-0211 | Fax: 1 418 683-2170 | info@exfo.com

Toll-free: 1 800 663.3936 (USA and Canada) | www.exfo.com

| | | | | |
|-------------------|---|------------------------------------|--------------------------|-------------------------|
| EXFO America | 4275 Kellway Circle, Suite 122 | Addison, TX 75001 USA | Tel.: 1 800 663-3936 | Fax: 1 972 836-0164 |
| EXFO Europe | Le Dynasteur, 10/12 rue Andras Beck | 92366 Meudon la Forêt Cedex FRANCE | Tel.: +33.1.40.83.85.85 | Fax: +33.1.40.83.04.42 |
| EXFO Asia-Pacific | 151 Chin Swee Road, #03-29 Manhattan House | SINGAPORE 169876 | Tel.: +65 6333 8241 | Fax: +65 6333 8242 |
| EXFO China | Beijing New Century Hotel Office Tower, Room 1754-1755 No. 6 Southern Capital Gym Road | Beijing 100044 P. R. CHINA | Tel.: +86 (10) 6849 2738 | Fax: +86 (10) 6849 2662 |

EXFO is certified ISO 9001 and attests to the quality of these products. This device complies with Part 15 of the FCC Rules. Operation is subject to the following two conditions: (1) this device may not cause harmful interference, and (2) this device must accept any interference received, including interference that may cause undesired operation. EXFO has made every effort to ensure that the information contained in this specification sheet is accurate. However, we accept no responsibility for any errors or omissions, and we reserve the right to modify design, characteristics and products at any time without obligation. Units of measurement in this document conform to SI standards and practices. **Contact EXFO for prices and availability or to obtain the phone number of your local EXFO distributor.** For the most recent version of this spec sheet, please go to the EXFO website at <http://www.exfo.com/specs> In case of discrepancy, the Web version takes precedence over any printed literature.