

200

NETWORK TESTING

LIVE FIBER DETECTOR

LFD-200



- No need to open fiber for identification
- Hands-free operation via Hold button
- Three interchangeable adapter heads

Now new LFD-202E
WITH POWER MEASUREMENT RANGE
FROM 23 TO -50 dBm

No-Disconnection Live Fiber Detection

The LFD-200 Live Fiber Detector allows you to detect traffic and measure signals anywhere on singlemode and multimode fibers without having to disconnect them. It also lets you check for signal presence before rerouting or maintenance, perform continuity tests and verify cable labeling. Based on non-destructive macrobending technology, the LFD-200 doesn't disrupt traffic, damage or overstress the fiber, enabling efficient, accurate and reliable data acquisition.

Simple Testing of Multiple Fiber Types

EXFO's LFD-200 is the only instrument of its kind on the market that comes with a choice of three built-in, interchangeable adapter heads, making it an all-in-one solution for live fiber detection. The handle's storage compartment holds the extra adapter heads for simple conversion and easy testing of various fiber types.

The LFD-200 also features a unique Hold button that enables hands-free operation. Just slide the button up and over to lock it in place. You are now free to operate your setup.



Complete Diagnosis. Fast.

Simply clamp the LFD-200 onto a fiber, listen for a beep indicating the presence of traffic, then view a complete status report on the multifunction LED display including

- signal presence or absence (live or dark fiber)
- signal type (customer traffic, continuous or modulated test signal at 270 Hz, 1 kHz or 2 kHz)
- signal direction
- core power within 2 dB (typical)

LFD-200 Series: models and features

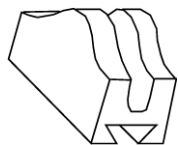
	LFD-201	LFD-202	LFD-202P	LFD-202E
Core power display		√	√	√
Maximum power range (dBm)	0 to -40	0 to -40	20 to -20	23 to -50
Over-range indicator		√	√	√
Fiber type	Single fiber	Single fiber	Single fiber	Single fiber
Fiber heads (included)	3 mm 900 250/RIB	3 mm 900 250/RIB	3 mm 900 250/RIB	3 mm 900 250/RIB
Optional 2 mm head	√	√	√	√

Accessories (Interchangeable Heads)

LFD-201, LFD-202, LFD-202P and LFD-202E

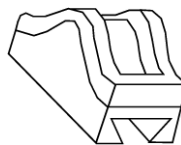
3 mm

Extra head for jacketed fiber (3 mm)



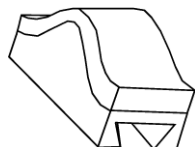
900

Extra head for jacketed fiber (900 mm)



250/RIB

Extra head for coated fiber (250 mm) and jacketed fiber (3 mm)



SPECIFICATIONS

LFD-201, LFD-202, LFD-202P and LFD-202E

Optical Characteristics, Typical

Optical tone receiver	270 Hz, 1 kHz, 2 kHz
Detection technique	Non-destructive macrobending
Loss	< 0.6 dB at 1310 nm
Spectral response	800 nm to 1650 nm
Minimum fiber slack	1.2 cm (1/2 in) required for detection

Core Power Detection, Typical^a

LFD-201	0 dBm to -40 dBm
LFD-202	0 dBm to -40 dBm
LFD-202P	20 dBm to -20 dBm
LFD-202E	23 dBm to -50 dBm

Fiber Compatibility

Dual window, singlemode	8 µm to 10 µm core diameter
Coating diameter	250 µm diameter
Coating	High refractive index, acrylate

General Specifications

Size (H x W x D)	236 mm x 30 mm x 32 mm (9 5/16 in x 1 3/16 in x 1 1/4 in)	
Weight	0.3 kg (0.6 lb)	
Battery	Standard 9 V alkaline battery	
Battery life	Approx. 5 000 readings	
Temperature		
Operating	-20 °C to 50 °C	(-4 °F to 122 °F)
Storage	-40 °C to 60 °C	(-40 °F to 140 °F)
Humidity	0 % to 90 % non-condensing at 35 °C	

Optional Accessory

Optional interchangeable 2 mm head

NOTE

a. At 1550 nm.

Ordering Information

LFD-20X

Live fiber detector

- 1 = Standard live fiber detector without core power reading display
- 2 = Live fiber detector with core power reading display
- 2E = Core power reading display 23 dBm to -50 dBm
- 2P = High-power live fiber detector with core power reading display

Includes: LFD-200 carrying case and three interchangeable adapter heads
User Guide, 9 V alkaline battery and Certificate of Compliance.

Example: LFD-201

Find out more about EXFO's extensive line of high-performance portable instruments by visiting our website at www.EXFO.com.

Rugged Handheld Solutions		Platform-Based Solutions		
OPTICAL	COPPER ACCESS	OPTICAL FIBER	DWDM Test Systems	Transport/Datacom
<ul style="list-style-type: none"> • OTDRs • OLTSs • Power meters • Light sources • Talk sets 	<ul style="list-style-type: none"> • ADSL/ADSL2+, SHDSL, VDSL test sets • VoIP and IPTV test sets • Ethernet test sets • POTS test sets 	<ul style="list-style-type: none"> • OTDRs • OLTSs • ORL meters • Variable attenuators 	<ul style="list-style-type: none"> • OSAs • PMD analyzers • Chromatic dispersion analyzer 	<ul style="list-style-type: none"> • SONET/DSn (DS0 to OC-192) testers • SDH/PDH (64 kb/s to STM-64) testers • T1/T3 testers • E1 testers • 10/100 and Gigabit Ethernet testers • Fibre Channel testers • 10 Gigabit Ethernet testers

EXFO Corporate Headquarters > 400 Godin Avenue, Quebec City (Quebec) G1M 2K2 CANADA | Tel.: 1 418 683-0211 | Fax: 1 418 683-2170 | info@EXFO.com

Toll-free: 1 800 663-3936 (USA and Canada) | www.EXFO.com

EXFO America	3701 Plano Parkway, Suite 160	Plano, TX 75075 USA	Tel.: 1 800 663-3936	Fax: 1 972 836-0164
EXFO Europe	Omega Enterprise Park, Electron Way	Chandlers Ford, Hampshire S053 4SE ENGLAND	Tel.: +44 2380 246810	Fax: +44 2380 246801
EXFO Asia	151 Chin Swee Road, #03-29 Manhattan House	SINGAPORE 169876	Tel.: +65 6333 8241	Fax: +65 6333 8242
EXFO China	No.88 Fuhua First Road Central Tower, Room 801, Futian District	Shenzhen 518048 CHINA	Tel.: +86 (755) 8203 2300	Fax: +86 (755) 8203 2306
	Beijing New Century Hotel Office Tower, Room 1754-1755 No. 6 Southern Capital Gym Road	Beijing 100044 P. R. CHINA	Tel.: +86 (10) 6849 2738	Fax: +86 (10) 6849 2662

EXFO is certified ISO 9001 and attests to the quality of these products. This device complies with Part 15 of the FCC Rules. Operation is subject to the following two conditions: (1) this device may not cause harmful interference, and (2) this device must accept any interference received, including interference that may cause undesired operation. EXFO has made every effort to ensure that the information contained in this specification sheet is accurate. All of EXFO's manufactured products are compliant with the European Union's WEEE directive. For more information, please visit www.EXFO.com/recycle. However, we accept no responsibility for any errors or omissions, and we reserve the right to modify design, characteristics and products at any time without obligation. Units of measurement in this document conform to SI standards and practices.

Contact EXFO for prices and availability or to obtain the phone number of your local EXFO distributor.

For the most recent version of this spec sheet, please go to the EXFO website at <http://www.EXFO.com/specs>

In case of discrepancy, the Web version takes precedence over any printed literature.