

1100


NETWORK TESTING

DOP POLARIZATION-OTDR

POTDR-1100



- Identifies high-PMD sections along installed fibers
- Classifies low-, medium- and high-PMD fiber
- Enables network bit-rate upgrades while maximizing the use of deployed fibers



Platform Compatibility

- FTB-400 Universal Test System

PMD is a major obstacle to high-quality, high-bit-rate transmission. Despite better singlemode fiber production techniques that considerably reduce PMD, at times it is more economical to upgrade fiber links rather than replace them. So, when upgrading old fiber links to higher bit-rate, working with a mix of newer and older fibers means you can encounter huge PMD variations in a given link span.

Locating Potential Trouble Spots

That's why network operators are looking for ways to locate high-PMD link spans, in order to replace old fibers when upgrading their systems. Together with its Swiss partner, GAP OPTIQUE, EXFO is introducing a new test method, using a DOP-based polarization optical time domain reflectometer (P-OTDR), to meet that specific need.

You'll find the patented* leading-edge technology of the POTDR-1100 DOP Polarization-OTDR packaged conveniently in a four-slot module for EXFO's proven FTB-400 Universal Test System.

* Protected by US patent 6,724,469

SPECIFICATIONS¹

P-OTDR*

Wavelength	Fixed wavelength DFB laser in C+L-band
Selectable pulse widths (ns)	30, 100, 275, 500
Selectable ranges (km)	2.5, 5, 10, 20, 40, 80, 120
Dynamic range	20 dB typical (500 ns pulse)
Available measurements	Standard OTDR traces Stokes parameters: s1, s2 and s3 Degree of Polarization (DOP)

**All specifications are for a 9-minute measurement time.*

PMD DETECTION*

Detection range ²	> 12 dB
Spatial resolution ³	500 m
Detection efficiency ⁴	typical > 80 % for PMD > 1 ps/sqrt (km)

**All specifications are for a 275 ns pulse with a 9-minute measurement time.*

INTERFACES

Optical interface	EUI-28/89/91/95 with APC
User interface	Windows®-based application

GENERAL SPECIFICATIONS*

Power supply	100-240 VAC, 50/60 Hz and 12-20 VDC	
Temperature	Operating	10 °C to 35 °C
	Storage	-40 °C to 60 °C
Weight	8 kg	
Dimensions (W x H x D)	33.65 cm x 28.57 cm x 17.14 cm (with FTB-400)	

**Also refer to EXFO FTB-400 Universal Test System specifications.*



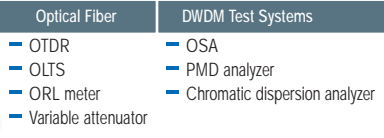
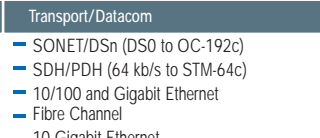
LASER SAFETY

21 CFR-1040.10	CLASS 1 LASER PRODUCT
IEC-60825-1 am.2 :2001	CLASS 1 LASER PRODUCT

Notes

- Not applicable on spooled fibers. Applicable to fibers on drums with a minimum diameter of 1 m.
- Detection range can be increased by using longer pulses (500 ns), but the PMD detection efficiency will be degraded.
- Spatial resolution indicates the granularity of the information provided by the high-PMD detection algorithm. A more precise location of the beginning and end of the high-PMD section is usually possible by zooming in on the OTDR trace.
- The detection technique is based on the detection of poor mode coupling along a fiber link. It works well for "UNSPUN" standard singlemode fibers that exhibit high-PMD. Recent fibers that were spinned during their fabrication process usually have PMD below the sensitivity of the instrument. If a spinned fiber has a high-PMD it cannot be tested with the instrument (unpredictable results).

Find out more about EXFO's extensive line of high-performance portable instruments by visiting our website at www.EXFO.com.

 <p>Rugged Handheld Solutions</p> <ul style="list-style-type: none"> OLTS Power meter Light source Talk set 	 <p>Optical Fiber</p> <ul style="list-style-type: none"> OTDR OLTS ORL meter Variable attenuator 	 <p>DWDM Test Systems</p> <ul style="list-style-type: none"> OSA PMD analyzer Chromatic dispersion analyzer 	 <p>Transport/Datacom</p> <ul style="list-style-type: none"> SONET/DSn (DS0 to OC-192c) SDH/PDH (64 kb/s to STM-64c) 10/100 and Gigabit Ethernet Fibre Channel 10 Gigabit Ethernet
---	--	---	---

Corporate Headquarters > 400 Godin Avenue, Vanier (Quebec) G1M 2K2 CANADA | Tel.: 1 418 683-0211 | Fax: 1 418 683-2170 | info@EXFO.com

Toll-free: 1 800 663-3936 (USA and Canada) | www.EXFO.com

EXFO America	3701 Plano Parkway, Suite 160	Plano, TX 75075 USA	Tel.: 1 800 663-3936	Fax: 1 972 836-0164
EXFO Europe	Le Dynasteur, 10/12 rue Andras Beck	92366 Meudon la Forêt Cedex FRANCE	Tel.: +33.1.40.83.85.85	Fax: +33.1.40.83.04.42
EXFO Asia-Pacific	151 Chin Swee Road, #03-29 Manhattan House	SINGAPORE 169876	Tel.: +65 6333 8241	Fax: +65 6333 8242
EXFO China	No.88 Fuhua, First Road Central Tower, Room 801, Futian District	Shenzhen 518048, CHINA	Tel.: +86 (755) 8203 2300	Fax: +86 (755) 8203 2306

EXFO is certified ISO 9001 and attests to the quality of these products. This device complies with Part 15 of the FCC Rules. Operation is subject to the following two conditions: (1) this device may not cause harmful interference, and (2) this device must accept any interference received, including interference that may cause undesired operation. EXFO has made every effort to ensure that the information contained in this specification sheet is accurate. All of EXFO's manufactured products are compliant with the European Union's WEEE directive. For more information, please visit www.EXFO.com/recycle. However, we accept no responsibility for any errors or omissions, and we reserve the right to modify design, characteristics and products at any time without obligation. Units of measurement in this document conform to SI standards and practices.

Contact EXFO for prices and availability or to obtain the phone number of your local EXFO distributor.
For the most recent version of this spec sheet, please go to the EXFO website at <http://www.EXFO.com/specs>
In case of discrepancy, the Web version takes precedence over any printed literature.